

# Factsheet 13 August 2021

## Wolftank-Adisa Holding AG

Avg. consensus price target EUR 16.67  
 Up-/Downside 36.4%  
 Consensus rating BUY



### KEY MEASURES 2021

Revenue growth yoy	EBITDA-Margin	EPS	PE-Ratio 2022E
46.0% ↑	11% ↑	0.37 ↑	16.3x

### Company description

Wolftank-Adisa is active in the petrochemical industry and environmental technology, focusing on the remediation and monitoring of tank farms and environmental protection services for contaminated soils and facilities. The patented application technology, based on high-tech, in-house developed epoxy resins, enables cost-effective and rapid repair of defective tank systems. In addition, a specific service with continuous remote monitoring of rehabilitated plants is included. The complementary engineering and environmental protection services for contaminated soils and facilities ensure that the customers' entire value chain is covered. A major growth driver has been and is likely to remain, the commissioning and de-commissioning of traditional petrol stations, LNG and hydrogen petrol stations.

### COMPANY DETAILS

Company name: Wolftank-Adisa Holding AG  
 Address: Grabenweg 58  
 ZIP, city: 6020 INNSBRUCK  
 Country: Austria  
 Phone: Tel: +43 512 345726  
 Fax: Fax: +43 512 345726 89  
 E-mail: info@wolftank-adisa.com  
 Web: www.wolftank-adisa.com  
 Company seat: Innsbruck  
 Registered court: Landesgericht Innsbruck  
 Register number: FN 306731a  
 VAT-ID number: ATU63994547

### MANAGEMENT



**Dr. Peter Werth**  
 CEO  
 Since 2014



**Markus Wenner**  
 Chairman of the Supervisory Board

### SHARE PERFORMANCE



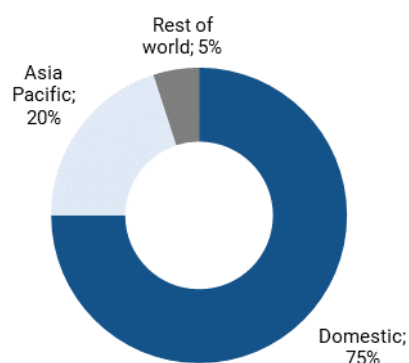
### SHARE DATA

ISIN:	AT0000A25NJ6
WKN:	A2PBHR
Share type	Ordinary shares
Bloomberg Code	WAH:GR
Home exchange	Vienna
Index	m:access
Number of shares	3.98m
Previous close	EUR 13.20
52 week high	14.30
52 week low	7.00
30 days avg. trading volume	1,000
Market capitalization	EUR 52.6m
Sector	Industrial Goods & Services

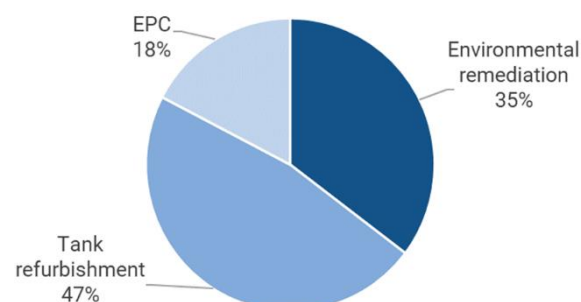
### EQUITY STORY - WHY TO INVEST

- Wolftank-Adisa benefits from its relatively strong position in a highly fragmented niche market. A regulatory environment as well as required certifications create high barriers to entry, protecting an otherwise low capital intensive industry from emerging competition. Wolftank differentiates by having a sophisticated track record – a priceless asset as failure to perform often can lead to disproportionate reputational damages and ultimately costs. On top, scale advantages allow for technological leadership (e.g. in house epoxy resin development / tank repair automation via robotic) or the ability to operate own training facilities for a still labor intensive task.
- The beauty of the equity story is however massive structural growth and pent-up demand driven by increasing environmental awareness and secular growth drivers due to the commissioning of new LNG and hydrogen petrol stations in Europe, which alone will grow by some 50% p.a. (CAGR 19-25E). A game changing acquisition where Wolftank buys out one of its major competitors sets the stage for double digit top- and bottom-line growth in the future.

## GEOGRAPHIC FOOTPRINT

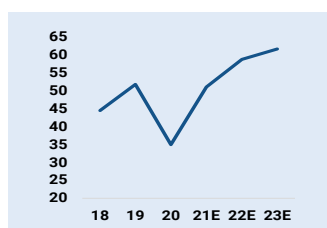


## SEGMENTS



P&L data	2017	2018	2019	2020	2021E	2022E	2023E
Sales	na	44.5	51.8	35.0	51.1	58.8	61.7
Sales growth in %	na	na	16.3%	-32.4%	46.0%	15.0%	5.0%
EBITDA	na	3.4	4.6	0.3	5.7	7.9	8.5
EBITDA margin in %	na	7.6%	8.9%	0.8%	11.1%	13.5%	13.7%
EBIT	na	1.7	1.3	-1.8	3.2	5.9	6.5
EBIT margin in %	na	3.7%	2.5%	-5.1%	6.2%	10.0%	10.5%
Earnings per share	na	0.21	-0.01	-0.61	0.37	0.81	0.93
Dividend per share	na	0.00	0.00	0.00	0.00	0.00	0.00

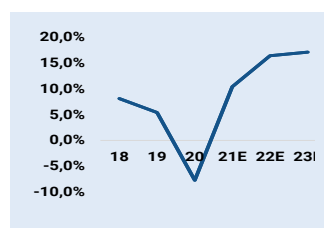
### Sales



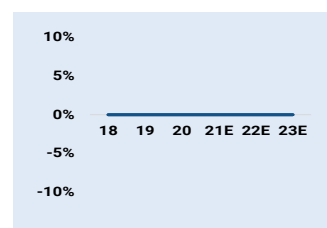
### EPS



### ROCE



### Dividend Yield



B/S and valuation	2017	2018	2019	2020	2021E	2022E	2023E
Net debt	na	12.1	11.4	12.8	7.5	5.0	4.3
Net debt / EBITDA	na	3.6x	2.5x	45.4x	1.3x	0.6x	0.5x
ROCE	na	8.1%	5.4%	-7.7%	10.4%	16.4%	17.1%
Dividend yield	na	0.0%	0.0%	0.0%	0.0%	0.0%	0.0%
P/B ratio	na	1.04	2.27	1.60	2.83	3.67	4.63
FCF yield	na	0.6%	-9.5%	-4.1%	0.5%	4.2%	1.2%
EV/EBIT	na	39.2x	48.8x	-36.3x	19.0x	9.9x	8.8x
P/E ratio	na	63.0x	-1,092.2x	-21.5x	35.7x	16.3x	14.2x

## SHAREHOLDERS

Management	22.2%
MuM Beteiligung / GCI	14.0%
Dr. A. Aufschnaiter	8.2%
Mäder AG	6.5%
Free Float	49.1%

## PRODUCTS & SERVICES



## COMPANY DETAILS

31.08.2021	H1 2021 results
13–14.10.2021	M:access conference, Munich
22–24.11.2021	Equity Forum (EK-Forum), Frankfurt

## INVESTOR RELATIONS CONTACT



**Dr. Peter Werth**  
 Investor Relations  
 Tel: +43 512 345726  
 Fax: +43 512 345726 89  
[investor-relations@wolftank.com](mailto:investor-relations@wolftank.com)